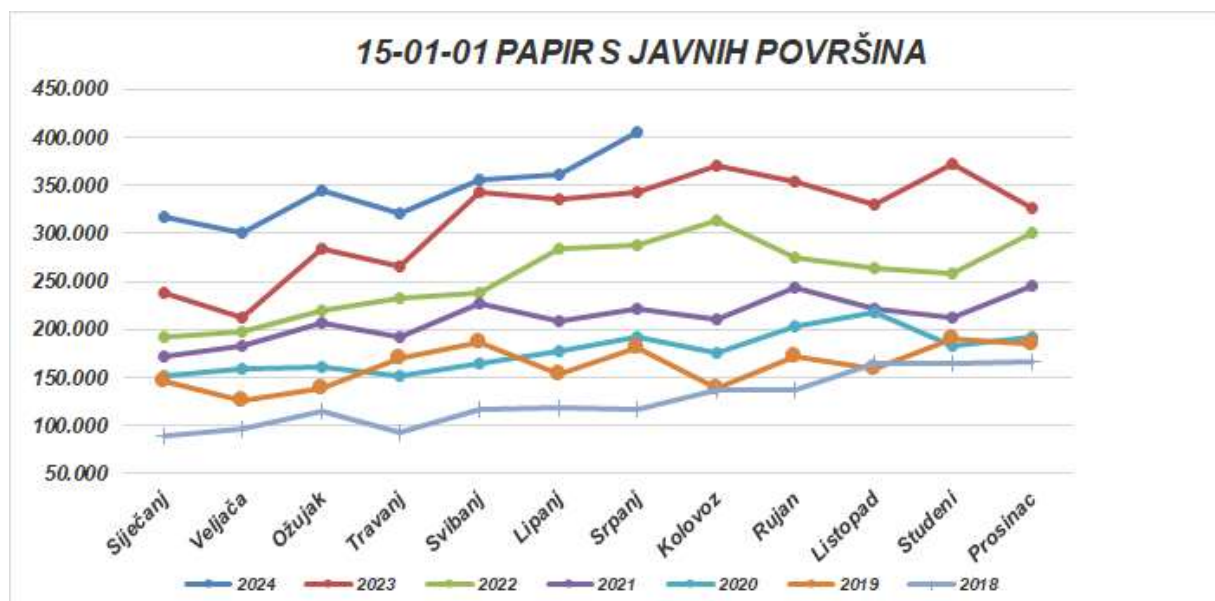


ODVOJENO PRIKUPLJENI OTPAD PO GODINAMA NA PODRUČJU JAVNE USLUGE

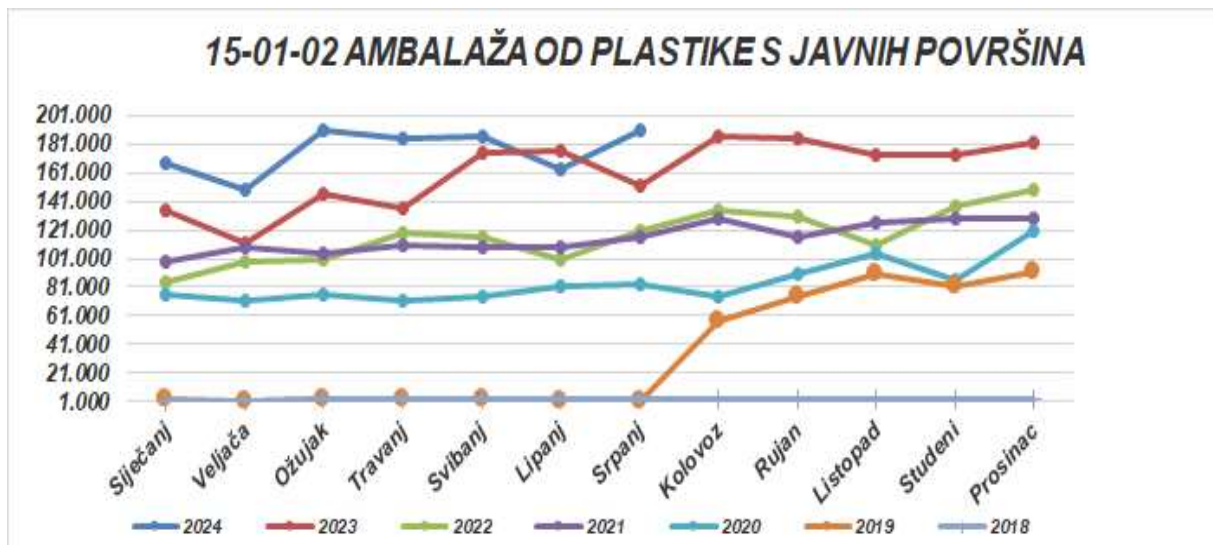
15-01-01 Papir s javnih površina													
GODINA	Siječanj	Veljača	Ožujak	Travanj	Svibanj	Lipanj	Srpanj	Kolovoz	Rujan	Listopad	Studeni	Prosinac	Ukupno (KG)
2024	316.988	300.302	345.358	321.192	355.608	361.291	404.930						2.405.669
2023	237.550	212.683	284.194	265.499	342.278	335.343	343.246	370.496	353.485	330.382	373.408	325.669	3.774.233
2022	192.940	197.948	220.214	232.214	238.326	284.075	288.519	313.249	274.404	264.003	259.302	300.906	3.066.100
2021	172.235	183.596	207.839	191.576	227.117	208.616	221.641	210.357	243.366	221.808	211.840	245.510	2.545.501
2020	152.515	158.325	161.000	151.180	165.130	177.130	192.146	176.455	203.225	218.870	184.030	191.723	2.131.729
2019	146.320	126.990	139.290	169.680	187.010	154.300	180.620	139.200	171.430	159.250	190.000	185.360	1.949.450
2018	89.010	96.140	115.740	93.490	116.680	117.890	116.810	137.360	136.970	165.150	164.430	166.244	1.515.914



15-01-02 Ambalaža od plastike s javnih površina

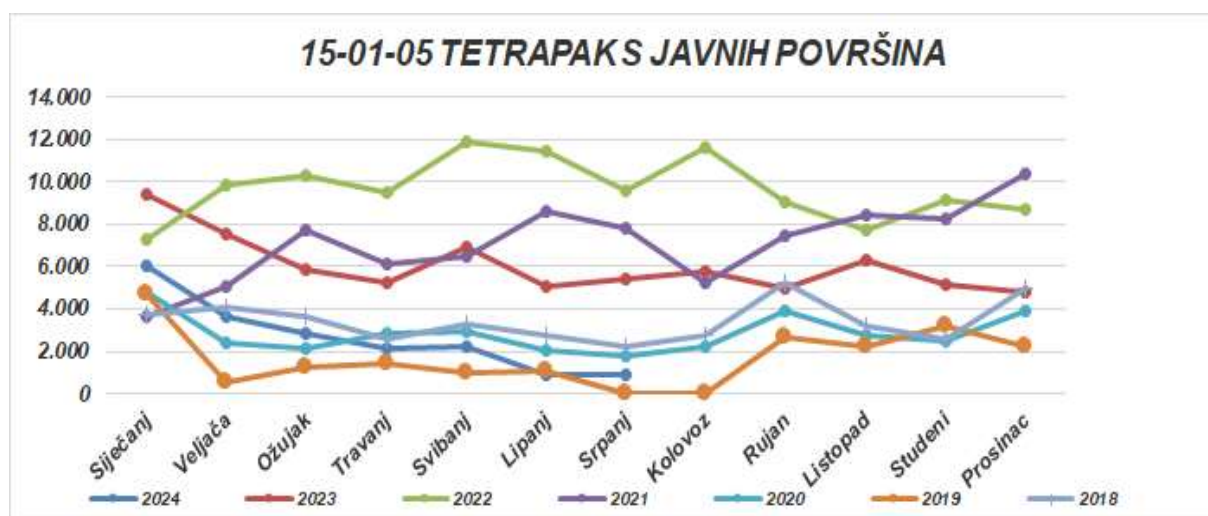
GODINA	Siječanj	Veljača	Ožujak	Travanj	Svibanj	Lipanj	Srpanj	Kolovoz	Rujan	Listopad	Studeni	Prosinac	Ukupno (KG)
2024	167.407	149.654	190.619	185.290	186.065	164.042	190.937						1.234.014
2023	134.733	112.457	145.801	136.462	174.322	176.486	151.513	185.891	184.970	173.245	173.351	182.703	1.931.934
2022	84.964	99.425	99.985	118.851	115.856	100.599	120.603	134.898	130.590	110.795	138.203	149.350	1.404.119
2021	99.170	109.587	104.704	110.955	108.654	108.647	115.621	129.229	115.627	126.313	128.820	129.527	1.386.854
2020	76.615	71.475	75.860	71.370	74.630	80.995	82.610	74.168	90.806	105.094	86.471	120.804	1.010.898
2019	2.634	2.009	2.887	2.273	2.719	1.048	1.042	57.410	74.480	90.060	81.925	92.320	410.807
2018	1.840	2.073	2.963	2.564	2.666	2.752	3.130	2.980	2.730	2.611	2.810	2.400	31.519

15-01-02 AMBALAŽA OD PLASTIKE S JAVNIH POVRŠINA



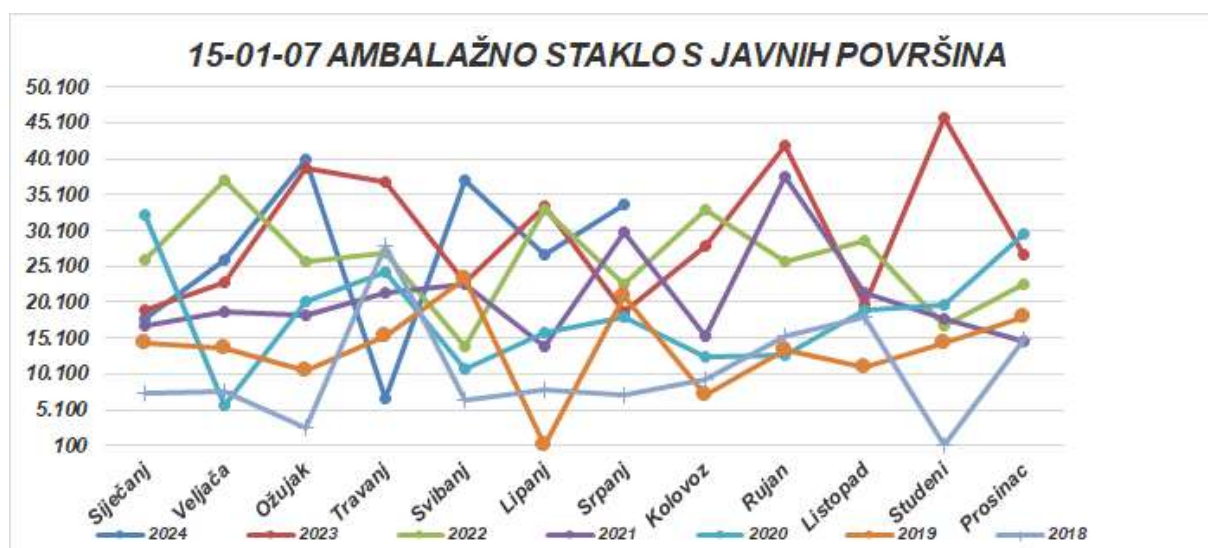
15-01-05 Tetrapak s javnih površina

GODINA	Siječanj	Veljača	Ožujak	Travanj	Svibanj	Lipanj	Srpanj	Kolovoz	Rujan	Listopad	Studeni	Prosinac	Ukupno (KG)
2024	6.030	3.615	2.805	2.175	2.235	884	855						18.599
2023	9.400	7.530	5.859	5.235	6.890	5.060	5.430	5.760	4.945	6.265	5.140	4.810	72.324
2022	7.240	9.840	10.290	9.460	11.890	11.435	9.600	11.640	9.075	7.685	9.120	8.670	115.945
2021	3.680	5.100	7.680	6.120	6.520	8.570	7.840	5.250	7.495	8.395	8.230	10.360	85.240
2020	4.840	2.400	2.100	2.840	2.900	2.060	1.780	2.240	3.920	2.748	2.460	3.900	34.188
2019	4.748	505	1.228	1.400	1.004	1.085	0	0	2.640	2.240	3.200	2.220	20.270
2018	3.700	4.104	3.655	2.553	3.273	2.738	2.240	2.760	5.214	3.240	2.620	4.990	41.087



15-01-07 Ambalažno staklo s javnih površina

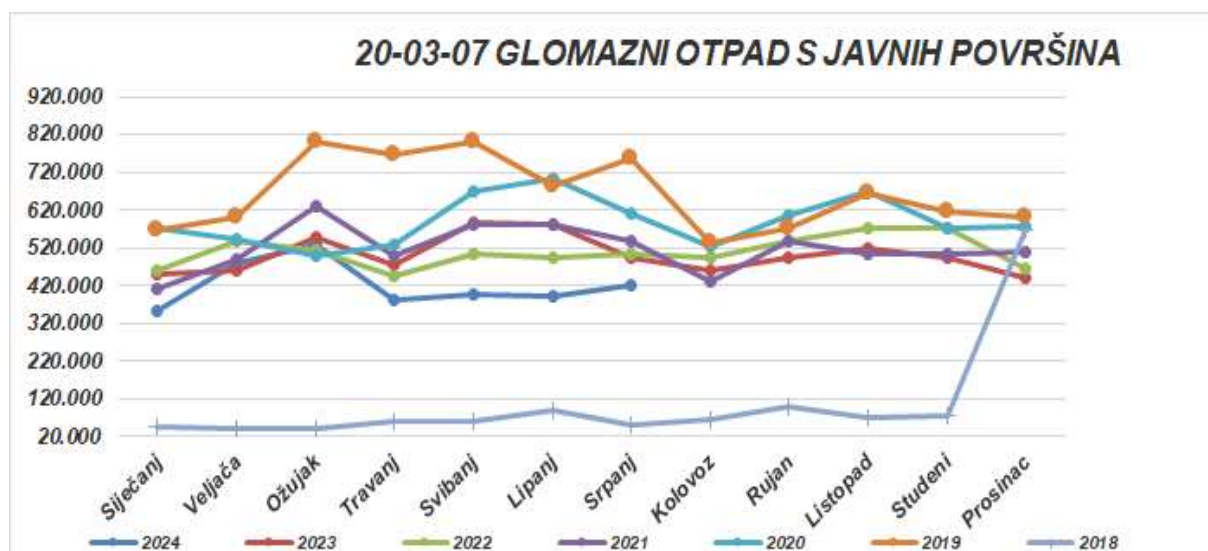
GODINA	Siječanj	Veljača	Ožujak	Travanj	Svibanj	Lipanj	Srpanj	Kolovoz	Rujan	Listopad	Studeni	Prosinac	Ukupno (KG)
2024	17.800	25.917	40.058	6.805	37.015	26.780	33.647						188.022
2023	18.920	22.880	38.885	36.786	22.947	33.585	18.720	27.989	41.918	19.691	45.927	26.651	354.899
2022	25.960	37.028	25.840	27.005	13.820	32.956	22.620	32.954	25.740	28.702	16.880	22.613	312.118
2021	16.940	18.720	18.220	21.400	22.680	13.940	29.820	15.300	37.720	21.473	17.897	14.563	248.673
2020	32.340	5.620	20.320	24.420	10.740	15.900	18.020	12.420	12.660	19.020	19.840	29.600	220.900
2019	14.317	13.760	10.660	15.330	23.451	100	21.006	7.140	13.520	10.920	14.380	18.040	162.624
2018	7.350	7.636	2.692	27.824	6.394	7.992	7.258	9.309	15.318	18.098	250	14.935	125.056



20-03-07 Glomazni otpad s javnih površina

GODINA	Siječanj	Veljača	Ožujak	Travanj	Svibanj	Lipanj	Srpanj	Kolovoz	Rujan	Listopad	Studeni	Prosinac	Ukupno (KG)
2024	353.240	476.920	529.250	383.000	395.690	391.500	419.300						2.948.900
2023	451.060	457.190	545.110	475.420	587.320	579.370	495.220	460.781	494.690	515.560	492.210	437.530	5.991.461
2022	460.570	534.900	511.824	444.820	502.010	494.730	502.760	494.820	536.180	569.230	570.970	465.030	6.087.844
2021	411.220	488.510	630.610	500.170	581.980	582.990	535.200	430.380	536.480	502.790	500.760	510.130	6.211.220
2020	573.070	540.580	499.390	527.170	670.670	705.240	610.920	522.970	604.140	670.530	569.280	578.630	7.072.590
2019	566.100	599.460	800.430	765.160	800.800	685.080	757.300	531.000	571.060	663.750	614.460	600.660	7.955.260
2018	45.340	39.900	42.050	61.230	59.420	89.400	47.320	64.000	96.400	68.870	72.130	568.120	1.254.180

20-03-07 GLOMAZNI OTPAD S JAVNIH POVRŠINA



20-01-38 DRVO													
GODINA	Siječanj	Veljača	Ožujak	Travanj	Svibanj	Lipanj	Srpanj	Kolovoz	Rujan	Listopad	Studeni	Prosinac	Ukupno (KG)
2024	127.280	97.730	144.140	127.450	99.450	77.715	161.965						835.730
2023	27.868	51.376	61.213	30.730	50.510	42.323	81.640	82.810	67.957	100.883	71.503	30.147	698.960
2022			75.320	72.916	93.134	38.138	29.952	43.955	89.585	105.240	76.436	64.484	689.160

